

# SIDEMAXX

Sidewalk blade with hydraulic angle.  
The **SIDEMAXX** can be installed on sidewalk specialty vehicles or tractors.

- Option 1:** Heavy duty 18" hydraulic extension.
  - Option 2:** Tilt 12" hydraulic pivot from up/down (requires hydraulic float).
  - Option 3:** 14" hydraulic sideshift (5" to the left and 9" to the right).
- Possible options configuration:** 1 & 2 / 2 & 3 / 1, 2 & 3.
- An additional set of oil outlets is needed per option.**

**Available with :**


- 3 point hitch (category 2)
- Hitch also compatible with Wacker, Trackless, SW48, Multihog etc.
- Tractor subframe

Model	Available Edges	Blade Dimensions		Application	Approx. Weight
		Width	Height		
SM 527/60	<b>STD</b>	60"	27"	35 HP and up	550 lb
SM 530/60LE	<b>LE</b>	60"	30"	35 HP and up	725 lb

Specs, models and/or model numbers are subject to change.



Also available in



**Included:**

- Angular system
- This system requires 1 set of oil outlets

**Options (Not included):**

- Carbide cutting edge (CCE)
- Non standard color (NSC1)
- Joystick and valve (DVDE2)

**Blade Positions**



**Not included:**


- Hydraulic hoses and connectors from the blade to the vehicle

The width of the blade does not determine the real dimension of the product. Pictures shown might have some options.

SIDEMAXX

# SIDEMAXX-X

Sidewalk blade with 6 hydraulic positions. The **SIDEMAXX-X** can be installed on specialty sidewalk vehicles or a tractor.



SIDEMAXX-X

#### Available with:

- 3 point hitch (category 1&2)
- Trackless coupler
- Tractor subframe



Model	Available Edges	Blade Dimensions			Application	Approx. Weight
		Straight	Front & rear "V"	Height		
SDX 532	<b>STD</b>	60"	48"	32"	35 HP and up	550 lb

Specs, models and/or model numbers are subject to change.



#### Included:

- Angular system

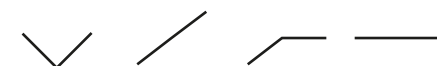
This system requires 3 sets of oil outlets

#### Options (Not included):

- Carbide cutting edge (CCE)
- Non standard color (NSC1)

- Electric hydraulic diverter valve 3 sets of oil outlets 12 volts (DVDE3) 13 or 24 GPM to be specified.

#### Blade Positions



#### Not included:

- Hydraulic hoses and connectors from the blade to the vehicle

The width of the blade does not determine the real dimension of the product. Pictures shown might have some options.



# LIVE EDGE

## PATENTED TECHNOLOGY

METAL PLESS  
**LIVE EDGE**  
Technology

**LE**

LIVE EDGE

**FOLLOWS  
AND CONTOURS  
the imperfections  
of roadways**

### **METAL PLESS “LIVE EDGE” technology.**

Our cutting-edge technology allows our snowplow to adapt to effortlessly road and lot imperfections, ensuring complete surface contact for optimal cleaning.

This innovation accelerates surface clearing and enhances safety on roads and parking lots while significantly reducing the need for salt and abrasives.


“LIVE EDGE” sets a new standard in advanced snowplow technology.

# MIX AND MATCH YOUR EQUIPMENT WITH OUR NON STANDARD COLORS

---


The powder coat process will help keep your plow looking great for years!

Equipment looks cleaner and keeps its resale value! Reduces maintenance.

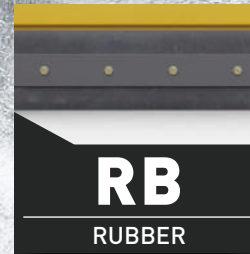





# IT'S ALL ABOUT THE **EDGE**



Standard trip edge allows cutting edge to trip back.



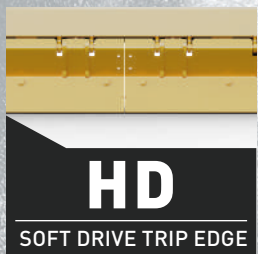
Rubber edges are flexible, tough, and quiet, and at same time less likely to damage delicate surfaces.



A floating soft drive steel trip edge with carbide inserts for longer wear life, that contours the unevenness of the ground for a cleaner result.



Individual floating rubber edge contouring the unevenness of the ground for a cleaner result while protecting delicate surfaces.



Unique Soft Drive trip edge design allows the individual sections to trip backward without the blade being lifted upward, greatly reducing the impact.



Inter-acting LIVE EDGE for hydraulic side wings. The serpentine-like movement allows the cutting edge to follow the surface being cleaned without risk of damaging the cutting edges or the area it is riding on.

1683, boulevard des Sucreries  
Plessisville (QC) G6L 1W4  
Canada

Follow us!



☎ 1 819 362.2221  
☎ 1 866 362.1688  
[metalpless.com](http://metalpless.com)